

Operating Systems (Honor Track)

Abstractions 2: Files and I/O A quick, programmer's viewpoint

Xin Jin

Spring 2024

Today: The File Abstraction

- High-Level File I/O: Streams
- Low-Level File I/O: File Descriptors
- *How* and *Why* of High-Level File I/O
- Process State for File Descriptors
- Common Pitfalls with OS Abstractions

Unix/POSIX Idea: Everything is a “File”

- Identical interface for:
 - Files on disk
 - Devices (terminals, printers, etc.)
 - Networking (sockets)
 - Local interprocess communication (pipes, sockets)
- Based on the system calls **open()**, **read()**, **write()**, and **close()**
- Additional: **ioctl()** for custom configuration that doesn't quite fit
- Note that the “Everything is a File” idea was a radical idea when proposed
 - Dennis Ritchie and Ken Thompson described this idea in their seminal paper on UNIX called “The UNIX Time-Sharing System” from 1974

Note: What does POSIX stand for?

- **POSIX: P**ortable **O**perating **S**ystem **I**nterface (for uni**X**?)
 - Interface for application programmers (mostly)
 - Defines the term “Unix,” derived from AT&T Unix
 - Created to bring order to many Unix-derived OSes, so applications are portable
 - » Partially available on non-Unix OSes, like Windows
 - Requires standard system call interface

The File System Abstraction

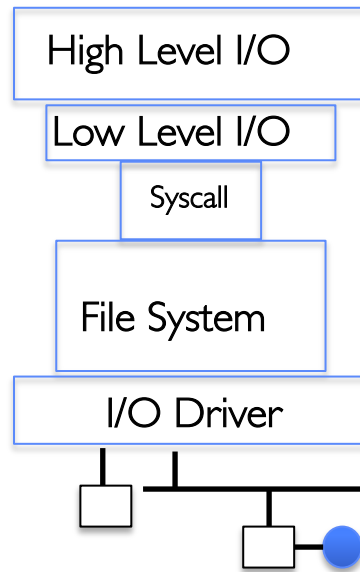
- File
 - Named collection of data in a file system
 - POSIX File data: sequence of bytes
 - » Could be text, binary, serialized objects, ...
 - File Metadata: information about the file
 - » Size, Modification Time, Owner, etc.
- Directory
 - “Folder” containing files & directories
 - Hierarchical (graphical) naming
 - » Path through the directory graph
 - » Uniquely identifies a file or directory
 - /home/ff/pkuos/public_html/index.html

Connecting Processes, File Systems, and Users

- **Every process has a *current working directory (CWD)***
 - Can be set with system call:
`int chdir(const char *path); //change CWD`
- Absolute paths ignore CWD
 - /home/ff/pkuos
- Relative paths are relative to CWD
 - index.html, ./index.html
 - » Refers to index.html in current working directory
 - ../index.html
 - » Refers to index.html in parent of current working directory
 - ~/index.html
 - » Refers to index.html in the home directory

I/O and Storage Layers

Application / Service



Streams

File Descriptors

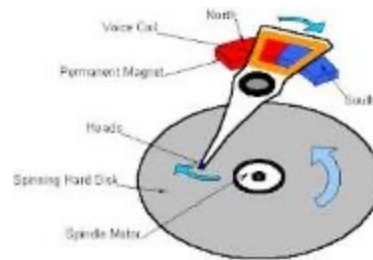

open(), read(), write(), close(), ...

Open File Descriptions

Files/Directories/Indexes

Commands and Data Transfers

Disks, Flash, Controllers, DMA



C High-Level File API – Streams

- Operates on “streams” – unformatted sequences of bytes (whether text or binary data), with a position:



```
#include <stdio.h>
FILE *fopen( const char *filename, const char *mode );
int fclose( FILE *fp );
```

Mode	Text	Binary	Descriptions
r		rb	Open existing file for reading
w		wb	Open for writing; created if does not exist
a		ab	Open for appending; created if does not exist
r+		rb+	Open existing file for reading & writing.
w+		wb+	Open for reading & writing; truncated to zero if exists, create otherwise
a+		ab+	Open for reading & writing. Created if does not exist. Read from beginning, write as append

- Open stream represented by **pointer** to a **FILE** data structure
 - Error reported by returning a NULL pointer

C API Standard Streams – `stdio.h`

- Three predefined streams are opened implicitly when the program is executed.
 - `FILE *stdin` – normal source of input, can be redirected
 - `FILE *stdout` – normal source of output, can too
 - `FILE *stderr` – diagnostics and errors
- `STDIN / STDOUT` enable composition in Unix
- All can be redirected
 - `cat hello.txt | grep "World!"`
 - **cat's `stdout` goes to `grep's stdin`**

C High-Level File API

```
// character oriented
int fputc( int c, FILE *fp );           // rtn c or EOF on err
int fputs( const char *s, FILE *fp );   // rtn > 0 or EOF

int fgetc( FILE * fp );
char *fgets( char *buf, int n, FILE *fp );

// block oriented
size_t fread(void *ptr, size_t size_of_elements,
             size_t number_of_elements, FILE *a_file);
size_t fwrite(const void *ptr, size_t size_of_elements,
             size_t number_of_elements, FILE *a_file);

// formatted
int fprintf(FILE *restrict stream, const char *restrict format, ...);
int fscanf(FILE *restrict stream, const char *restrict format, ... );
```

C Streams: Char-by-Char I/O

```
int main(void) {
    FILE* input = fopen("input.txt", "r");
    FILE* output = fopen("output.txt", "w");
    int c;

    c = fgetc(input);
    while (c != EOF) {
        fputc(c, output);
        c = fgetc(input);
    }
    fclose(input);
    fclose(output);
}
```

C High-Level File API

```
// character oriented
int fputc( int c, FILE *fp );          // rtn c or EOF on err
int fputs( const char *s, FILE *fp ); // rtn > 0 or EOF

int fgetc( FILE * fp );
char *fgets( char *buf, int n, FILE *fp );

// block oriented
size_t fread(void *ptr, size_t size_of_elements,
             size_t number_of_elements, FILE *a_file);
size_t fwrite(const void *ptr, size_t size_of_elements,
             size_t number_of_elements, FILE *a_file);

// formatted
int fprintf(FILE *restrict stream, const char *restrict format, ...);
int fscanf(FILE *restrict stream, const char *restrict format, ... );
```

C Streams: Block-by-Block I/O

```
#define BUFFER_SIZE 1024
int main(void) {
    FILE* input = fopen("input.txt", "r");
    FILE* output = fopen("output.txt", "w");
    char buffer[BUFFER_SIZE];
    size_t length;
    length = fread(buffer, BUFFER_SIZE, sizeof(char), input);
    while (length > 0) {
        fwrite(buffer, length, sizeof(char), output);
        length = fread(buffer, BUFFER_SIZE, sizeof(char), input);
    }
    fclose(input);
    fclose(output);
}
```

Aside: System Programming

- Systems programmers should always be paranoid!
 - Otherwise you get intermittently buggy code
- We should really be writing things like:

```
FILE* input = fopen("input.txt", "r");
if (input == NULL) {
    // Prints our string and error msg.
    perror("Failed to open input file");
}
```
- **Be thorough about checking return values!**
 - Want failures to be systematically caught and dealt with
- I may be a bit loose with error checking for examples in class (to keep short)
 - **Do as I say, not as I show in class!**

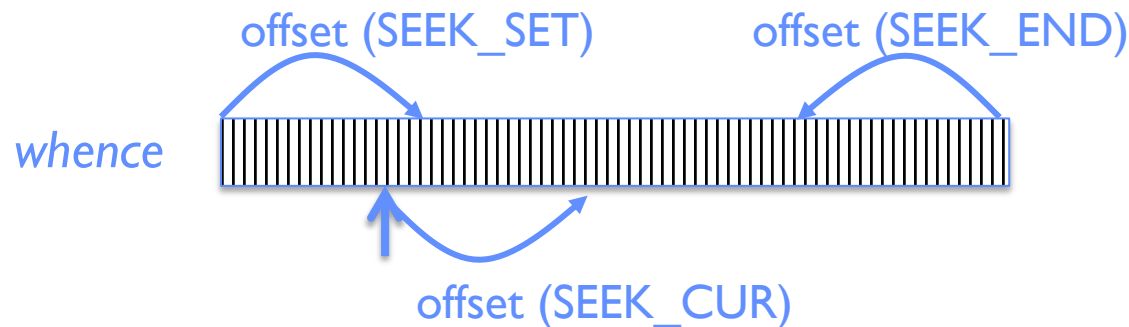
C High-Level File API: Positioning The Pointer

```
int fseek(FILE *stream, long int offset, int whence); // Reposition stream  
position indicator
```

```
long int ftell (FILE *stream) // Get current position in stream
```

```
void rewind (FILE *stream) // Set position of stream to the beginning
```

- For `fseek()`, the **offset** is interpreted based on the **whence** argument (constants in `stdio.h`):
 - `SEEK_SET`: Then offset interpreted from beginning (position 0)
 - `SEEK_END`: Then offset interpreted backwards from end of file
 - `SEEK_CUR`: Then offset interpreted from current position



- Overall preserves high-level abstraction of a uniform stream of objects

Today: The File Abstraction

- High-Level File I/O: Streams
- **Low-Level File I/O: File Descriptors**
- *How* and *Why* of High-Level File I/O
- Process State for File Descriptors
- Common Pitfalls with OS Abstractions

Key Unix I/O Design Concepts

- Uniformity – everything is a file
 - file operations, device I/O, and interprocess communication through open, read/write, close
 - Allows simple composition of programs
 - » `find | grep | wc ...`
- Open before use
 - Provides opportunity for access control and arbitration
 - Sets up the underlying machinery, i.e., data structures
- Byte-oriented
 - Even if blocks are transferred, addressing is in bytes
- Kernel buffered reads
 - Streaming and block devices looks the same, read blocks yielding processor to other task
- Kernel buffered writes
 - Completion of out-going transfer decoupled from the application, allowing it to continue
- Explicit close

Low-Level File I/O: The RAW system-call interface

```
#include <fcntl.h>
#include <unistd.h>
#include <sys/types.h>

int open (const char *filename, int flags [, mode_t mode])
int creat (const char *filename, mode_t mode)
int close (int filedes)
```

Bit vector of:

- Access modes (Rd,Wr, ...)
- Open Flags (Create, ...)
- Operating modes (Appends, ...)

Bit vector of Permission Bits:

- User|Group|Other X R|W|X

- Integer return from `open()` is a *file descriptor*
 - *Error indicated by return < 0: the global errno variable set with error (see man pages)*
- Operations on *file descriptors*:
 - Open system call created an *open file description* entry in system-wide table of open files
 - *Open file description* object in the kernel represents an instance of an open file
 - *Why give user an integer instead of a pointer to the file description in kernel?*

C Low-Level (pre-opened) Standard Descriptors

```
#include <unistd.h>
```

```
STDIN_FILENO - macro has value 0
```

```
STDOUT_FILENO - macro has value 1
```

```
STDERR_FILENO - macro has value 2
```

```
// Get file descriptor inside FILE *
```

```
int fileno (FILE *stream)
```

```
// Make FILE * from descriptor
```

```
FILE * fdopen (int filedes, const char *opentype)
```

Low-Level File API

- Read data from open file using file descriptor:

```
ssize_t read (int filedes, void *buffer, size_t maxsize)
```

- Reads up to maxsize bytes – **might actually read less!**
- returns bytes read, 0 => EOF, -1 => error

- Write data to open file using file descriptor

```
ssize_t write (int filedes, const void *buffer, size_t size)
```

- returns number of bytes written

- Reposition file offset within kernel (this is independent of any position held by high-level FILE descriptor for this file!)

```
off_t lseek (int filedes, off_t offset, int whence)
```

Example: lowio.c

```
int main() {
    char buf[1000];
    int    fd = open("lowio.c", O_RDONLY, S_IRUSR | S_IWUSR);
    ssize_t rd = read(fd, buf, sizeof(buf));
    int    err = close(fd);
    ssize_t wr = write(STDOUT_FILENO, buf, rd);
}
```

- How many bytes does this program read?

POSIX I/O: Design Patterns

- **Open before use**
 - Access control check, setup happens here
- **Byte-oriented**
 - Least common denominator
 - OS responsible for hiding the fact that real devices may not work this way (e.g. hard drive stores data in blocks)
- **Explicit close**

POSIX I/O: Kernel Buffering

- Reads are buffered inside kernel
 - Part of making everything byte-oriented
 - Process is **blocked** while waiting for device
 - Let other processes run while gathering result
- Writes are buffered inside kernel
 - Complete in background (more later on)
 - Return to user when data is “handed off” to kernel
- This buffering is part of global buffer management and caching for block devices (such as disks)
 - Items typically cached in quanta of disk block sizes
 - We will have many interesting things to say about this buffering when we dive into the kernel

Low-Level I/O: Other Operations

- Operations specific to terminals, devices, networking, ...
 - e.g., `ioctl`
- Duplicating descriptors
 - `int dup2(int old, int new);`
 - `int dup(int old);`
- Pipes – channel
 - `int pipe(int pipefd[2]);`
 - Writes to `pipefd[1]` can be read from `pipefd[0]`
- File Locking
- Memory-Mapping Files
- Asynchronous I/O

Today: The File Abstraction

- High-Level File I/O: Streams
- Low-Level File I/O: File Descriptors
- *How and Why of High-Level File I/O*
- Process State for File Descriptors
- Some Pitfalls with OS Abstractions [if time]

High-Level vs. Low-Level File API

High-Level Operation:

```
size_t fread(...) {  
    Do some work like a normal fn...
```

```
asm code ... syscall # into %eax  
put args into registers %ebx, ...  
special trap instruction
```

Kernel:

```
get args from regs  
dispatch to system func  
Do the work to read from the file  
Store return value in %eax
```

```
get return values from regs  
Do some more work like a normal fn...
```

```
};
```

Low-Level Operation:

```
ssize_t read(...) {
```

```
asm code ... syscall # into %eax  
put args into registers %ebx, ...  
special trap instruction
```

Kernel:

```
get args from regs  
dispatch to system func  
Do the work to read from the file  
Store return value in %eax
```

```
get return values from regs
```

```
};
```

What's in a FILE?

- What's in the FILE* returned by fopen?
 - File descriptor (from call to open) <= Need this to interface with the kernel!
 - Buffer (array)
 - Lock (in case multiple threads use the FILE concurrently)
- Of course, there's other stuff in a FILE too...
- ... but this is useful model to have

FILE Buffering

- When you call `fwrite`, what happens to the data you provided?
 - It gets written to the FILE's buffer
 - If the FILE's buffer is full, then it is *flushed*
 - » Which means it's written to the underlying file descriptor
 - The C standard library *may* flush the FILE more frequently
 - » e.g., if it sees a certain character in the stream
- When you write code, make the weakest possible assumptions about how data is flushed from FILE buffers

Example

```
char x = 'c';  
FILE* f1 = fopen("file.txt", "w");  
fwrite("b", sizeof(char), 1, f1);  
FILE* f2 = fopen("file.txt", "r");  
fread(&x, sizeof(char), 1, f2);
```

- What is the value of x?
 - The call to fread might see the latest write 'b'
 - Or it might miss it and see end of file (in which case x will remain 'c')

Example

```
char x = 'c';  
FILE* f1 = fopen("file.txt", "wb");  
fwrite("b", sizeof(char), 1, f1);  
fflush(f1);  
FILE* f2 = fopen("file.txt", "rb");  
fread(&x, sizeof(char), 1, f2);
```

- Now, the call to fread will definitely see the latest write 'b'

Writing Correct Code with FILE

- Your code should behave correctly regardless of when C Standard Library flushes its buffer
 - Add your own calls to `fflush` so that data is written when you need to
 - Calls to `fclose` flush the buffer before deallocating memory and closing the file descriptor
- With the low-level file API, we don't have this problem
 - After `write` completes, data is visible to any subsequent reads

Group Discussion

- Topic: buffer in user space
 - Why buffer in user space? Why not?
 - What are the pros and cons?

- Discuss in groups of two to three students
 - Each group chooses a leader to summarize the discussion
 - In your group discussion, please do not dominate the discussion, and give everyone a chance to speak

Why Buffer in Userspace? Overhead!

- Syscalls are more expensive than function calls
- `read/write` a file byte by byte? Max throughput of **~10MB/second**
- With `fgetc`? Keeps up with your SSD

Why Buffer in Userspace? Functionality!

- System call operations less capable
 - Simplifies kernel
- Example: No “read until new line” operation in kernel
 - Why? Kernel *agnostic* about formatting!
 - Solution: Make a big read syscall, find first new line in userspace
 - » i.e. use one of the following high-level options:

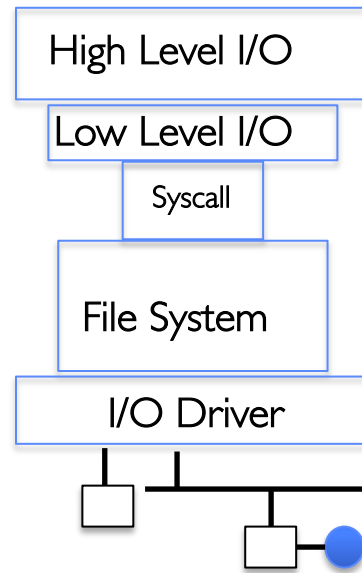
```
char *fgets(char *s, int size, FILE *stream);  
ssize_t getline(char **lineptr, size_t *n, FILE *stream);
```

The File Abstraction

- High-Level File I/O: Streams
- Low-Level File I/O: File Descriptors
- *How* and *Why* of High-Level File I/O
- **Process State for File Descriptors**
- Some Pitfalls with OS Abstractions

I/O and Storage Layers

Application / Service



Streams

File Descriptors

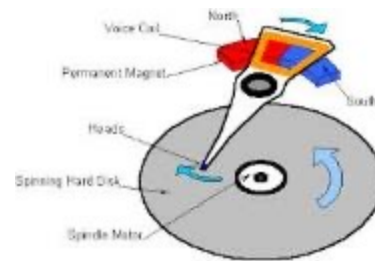

open(), read(), write(), close(), ...

Open File Descriptions

Files/Directories/Indexes

Commands and Data Transfers

Disks, Flash, Controllers, DMA




State Maintained by the Kernel

- Recall: On a successful call to `open()`:
 - A file descriptor (int) is returned to the user
 - An open file description is created in the kernel
- For each process, kernel maintains mapping from file descriptor to open file description
 - On future system calls (e.g., `read()`), kernel looks up **open file description** using **file descriptor** and uses it to service the system call:

```
char buffer1[100];  
char buffer2[100];  
int fd = open("foo.txt", O_RDONLY);  
read(fd, buffer1, 100);  
read(fd, buffer2, 100);
```

The kernel remembers that the int it receives (stored in `fd`) corresponds to `foo.txt`



The kernel picks up where it left off in the file



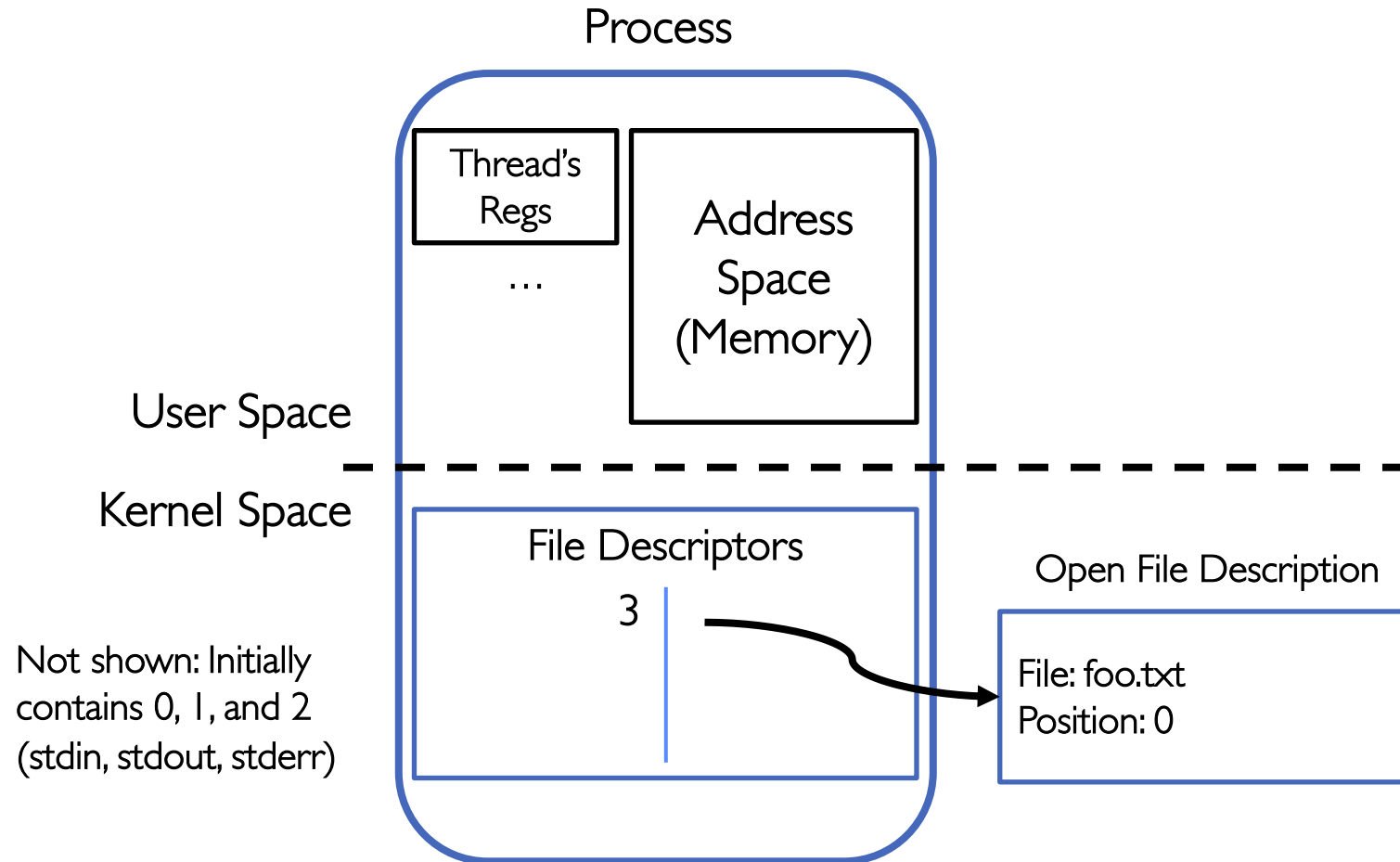
What's in an Open File Description?

For our purposes, the two most important things are:

- Where to find the file data on disk
- The current position within the file

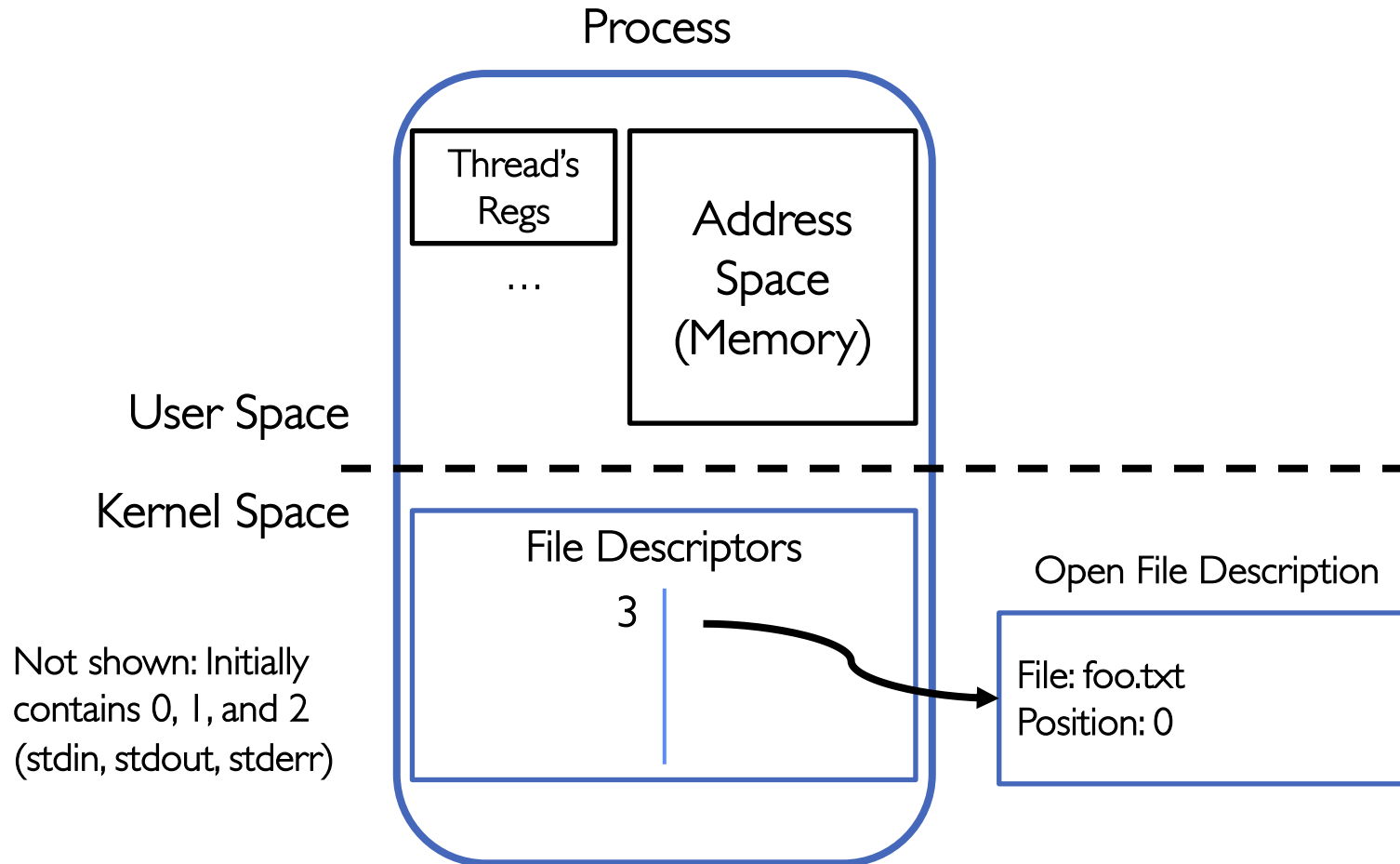
```
746
747 struct file {
748     union {
749         struct llist_node    fu_llist;
750         struct rcu_head      fu_rcuhead;
751     } f_u;
752     struct path              f_path;
753     #define f_dentry          f_path.dentry
754     struct inode              *f_inode;    /* caci
755     const struct file_operations *f_op;
756
757     /*
758     * Protects f_ep_links, f_flags.
759     * Must not be taken from IRQ context.
760     */
761     spinlock_t                f_lock;
762     atomic_long_t             f_count;
763     unsigned int              f_flags;
764     fmode_t                   f_mode;
765     struct mutex              f_pos_lock;
766     loff_t                    f_pos;
767     struct fown_struct        f_owner;
768     const struct cred         *f_cred;
769     struct file_ra_state     f_ra;
770
771     u64                       f_version;
772     #ifdef CONFIG_SECURITY
773     void                      *f_security;
774     #endif
775     /* needed for tty driver, and maybe others */
776     void                      *private_data;
777
778     #ifdef CONFIG_EPOLL
779     /* Used by fs/eventpoll.c to link all the hook:
780     struct list_head          f_ep_links;
781     struct list_head          f_tfile_llink;
782     #endif /* #ifdef CONFIG_EPOLL */
783     struct address_space      *f_mapping;
784 } __attribute__((aligned(4))); /* lest something weird
785
```

Abstract Representation of a Process



Suppose that we execute
`open("foo.txt")`
and that the result is 3

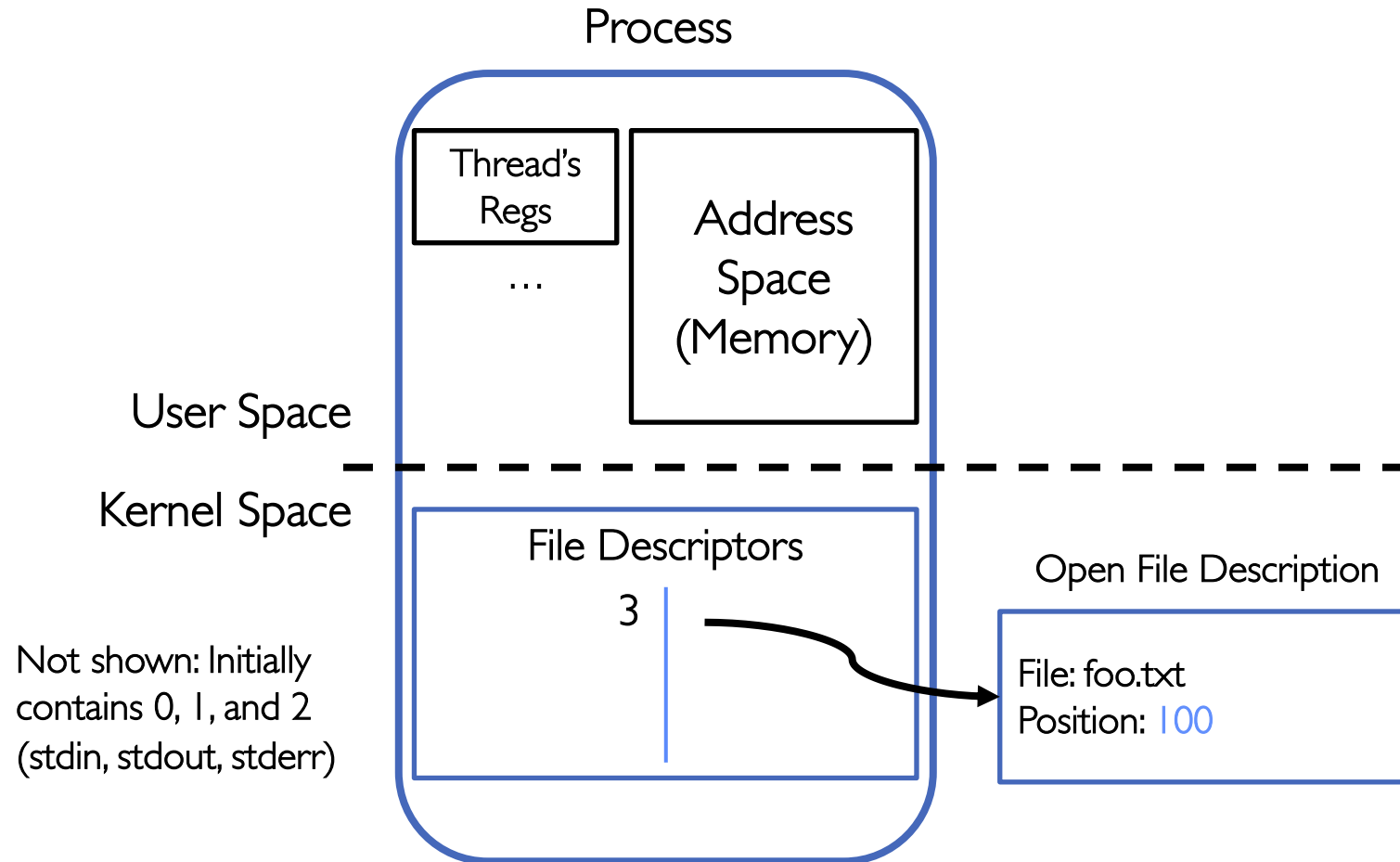
Abstract Representation of a Process



Suppose that we execute
`open("foo.txt")`
and that the result is 3

Next, suppose that we execute
`read(3, buf, 100)`
and that the result is 100

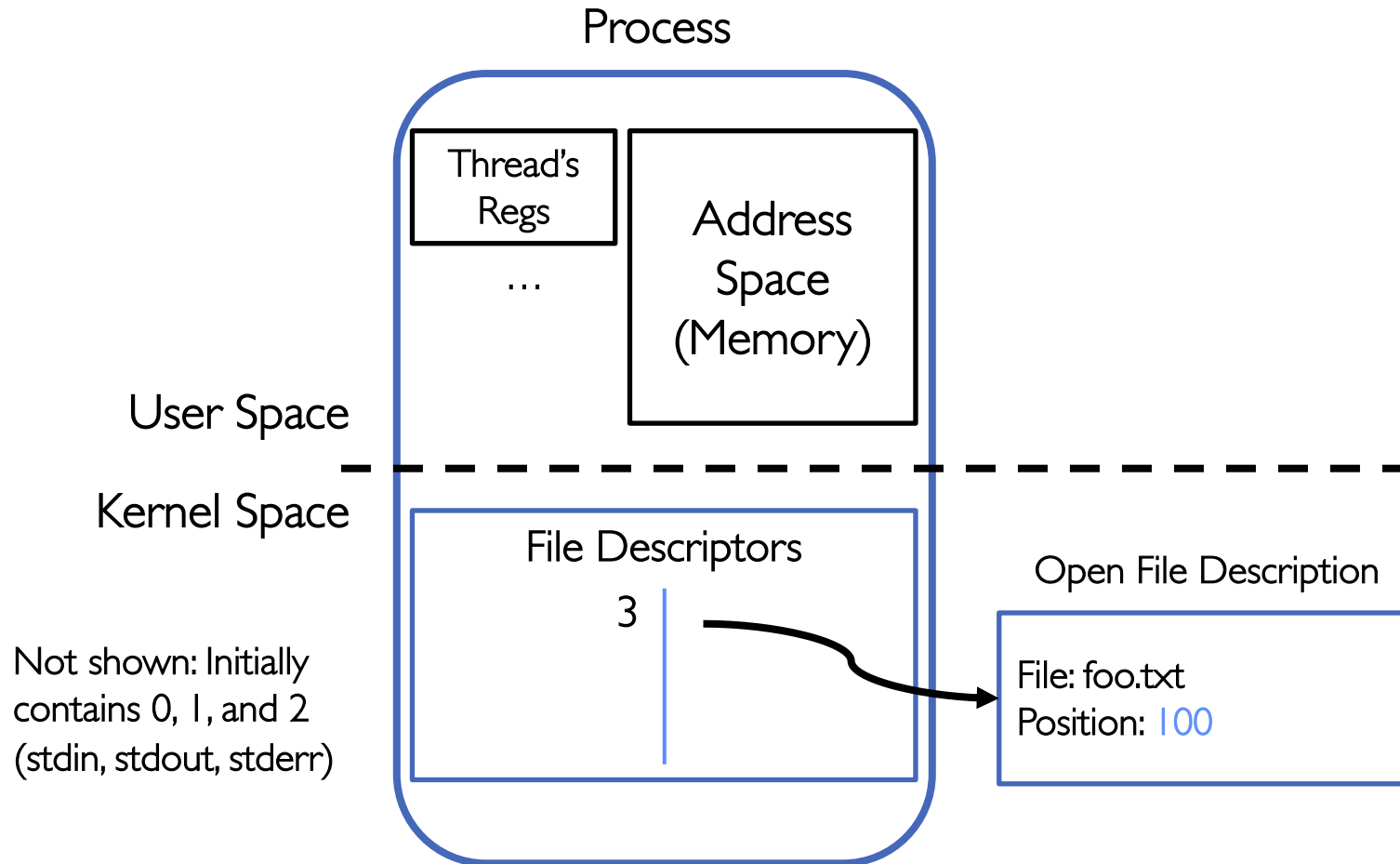
Abstract Representation of a Process



Suppose that we execute
`open("foo.txt")`
and that the result is 3

Next, suppose that we execute
`read(3, buf, 100)`
and that the result is 100

Abstract Representation of a Process

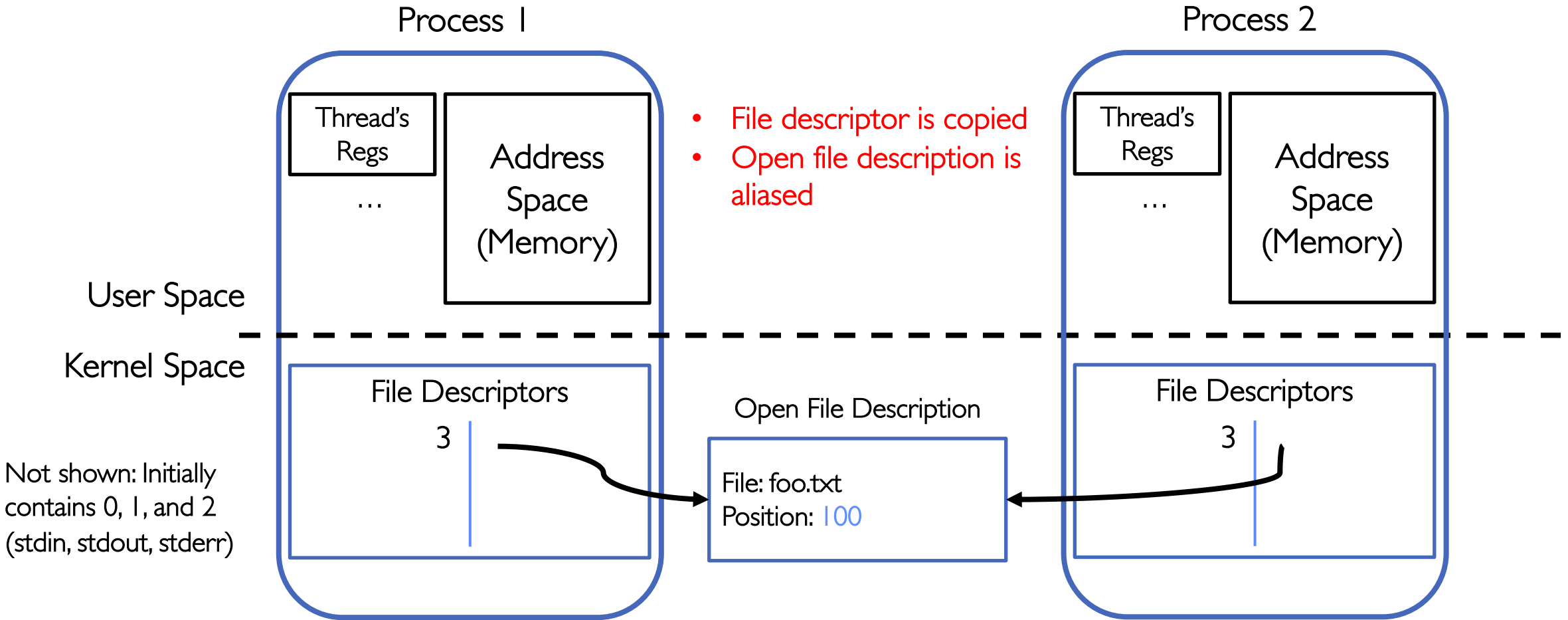


Suppose that we execute
`open("foo.txt")`
and that the result is 3

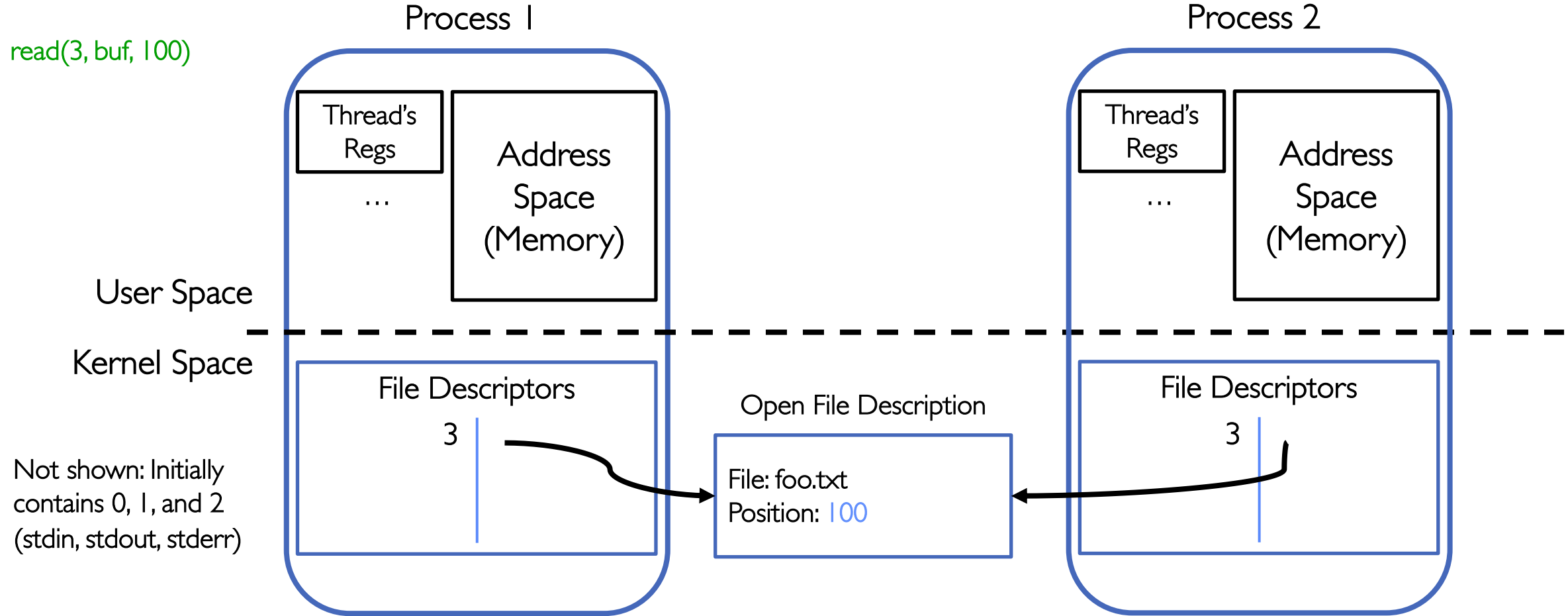
Next, suppose that we execute
`read(3, buf, 100)`
and that the result is 100

Finally, suppose that we execute
`close(3)`

Instead of Closing, let's fork()!

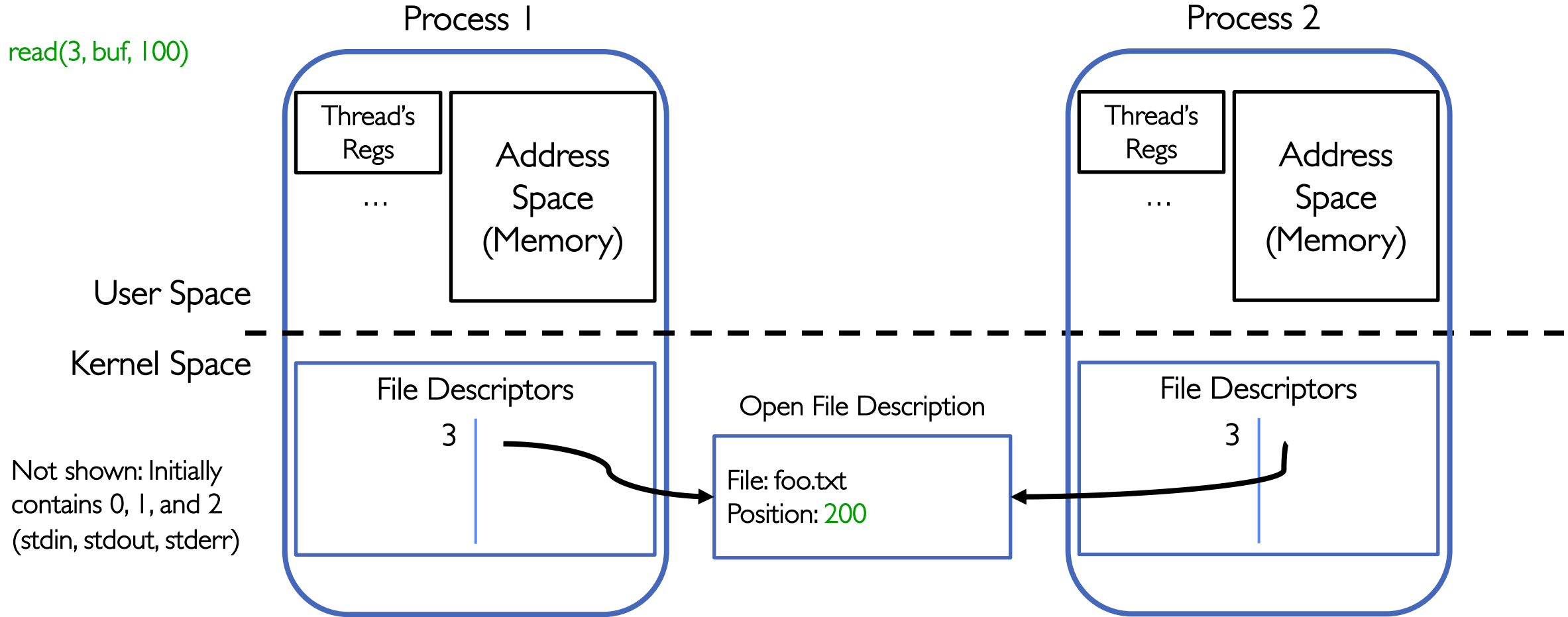


Open File Description is *Aliased*

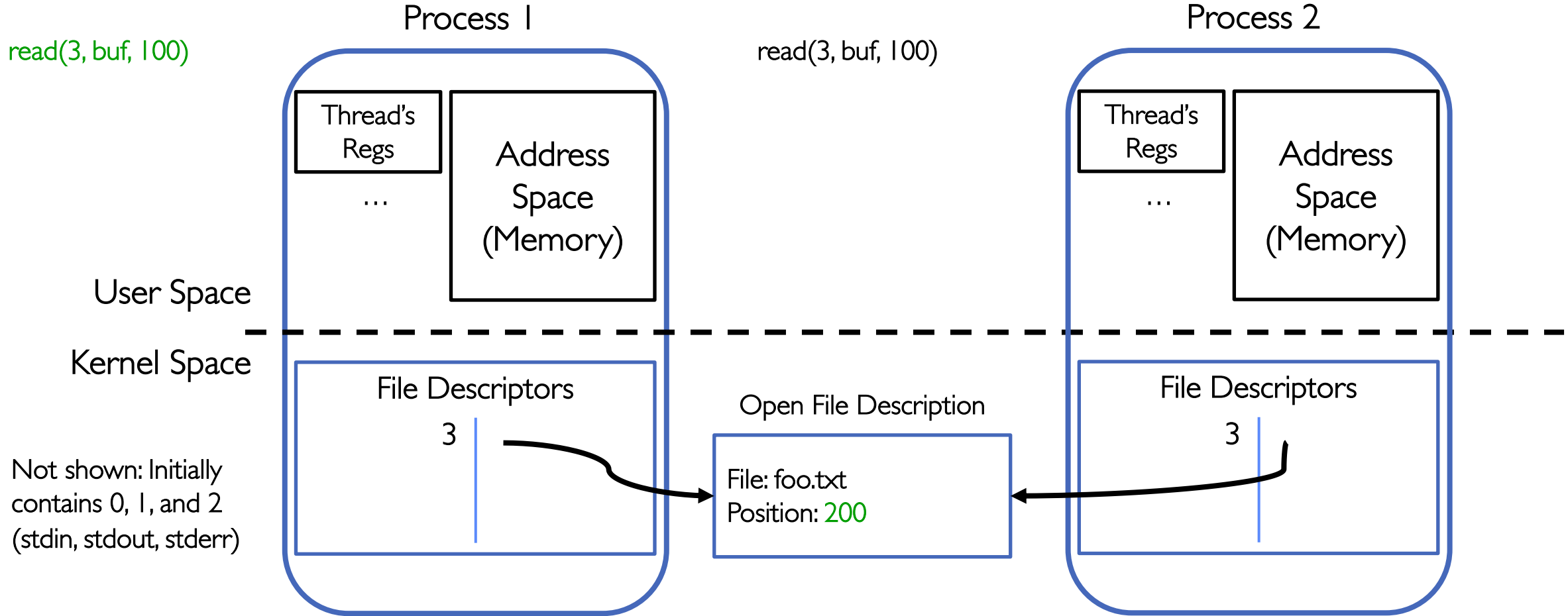


Open File Description is *Aliased*

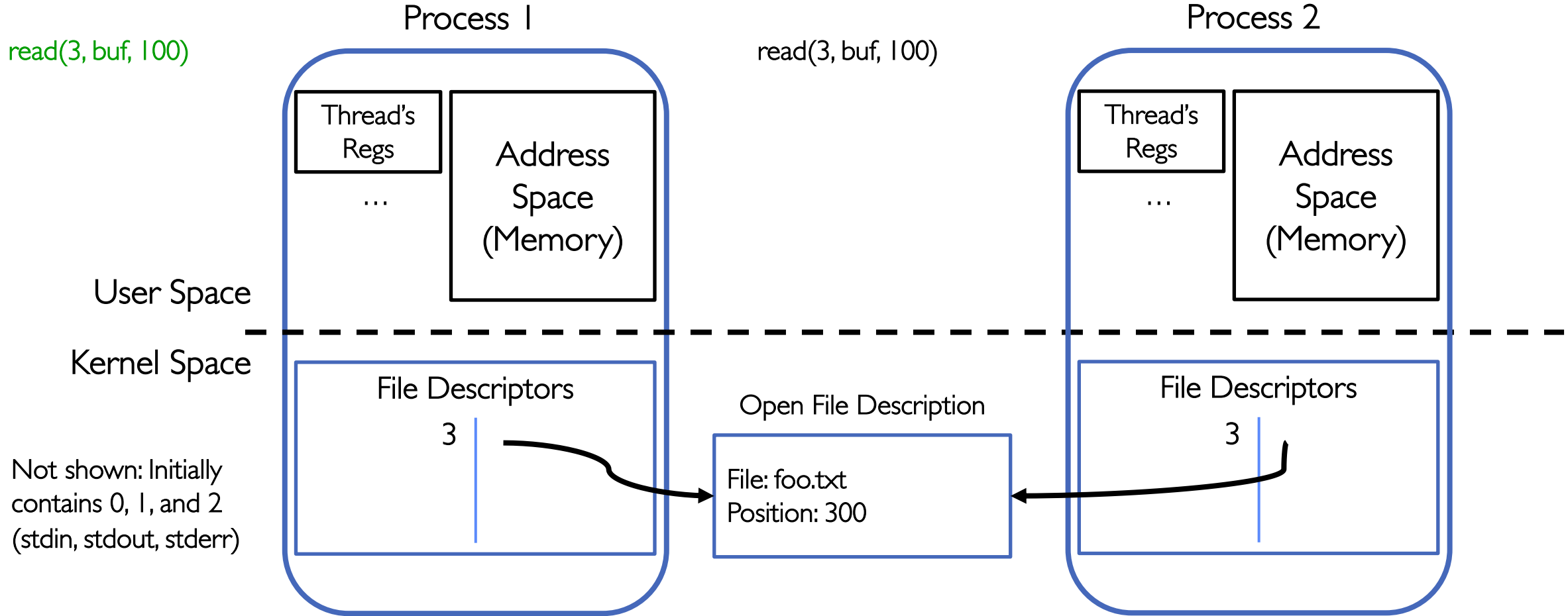
`read(3, buf, 100)`



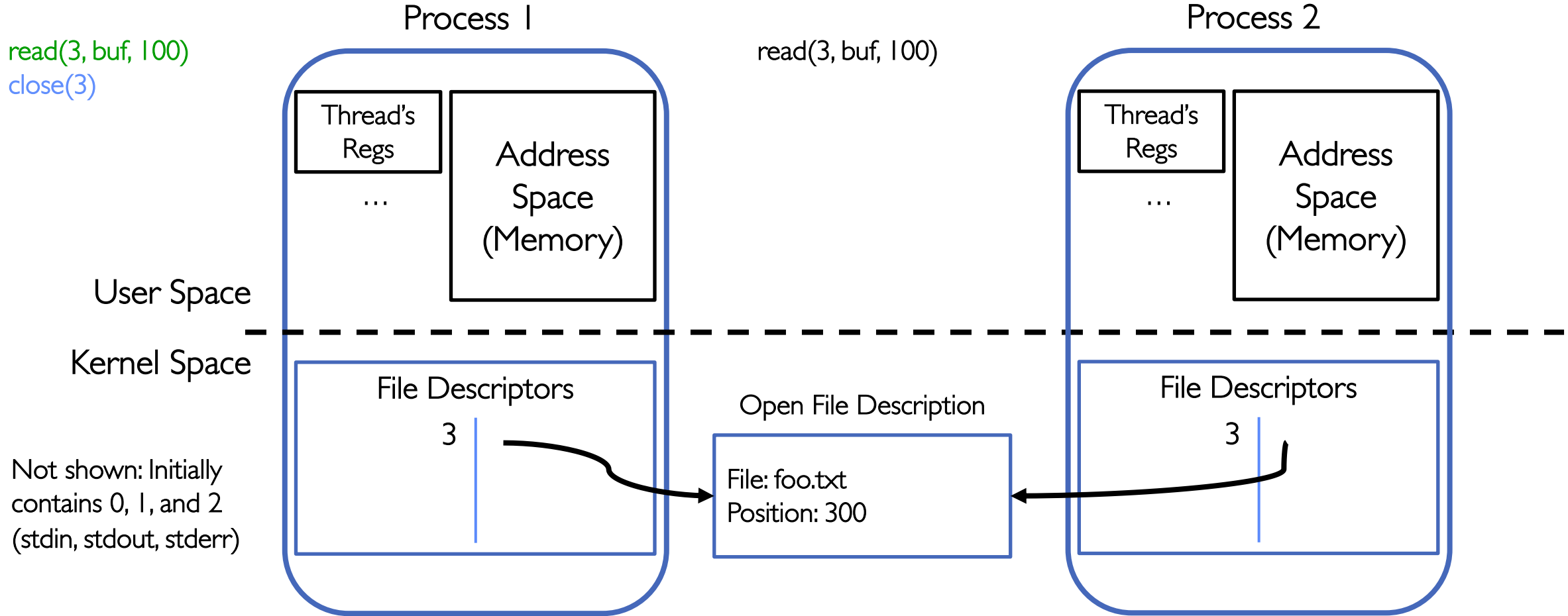
Open File Description is *Aliased*



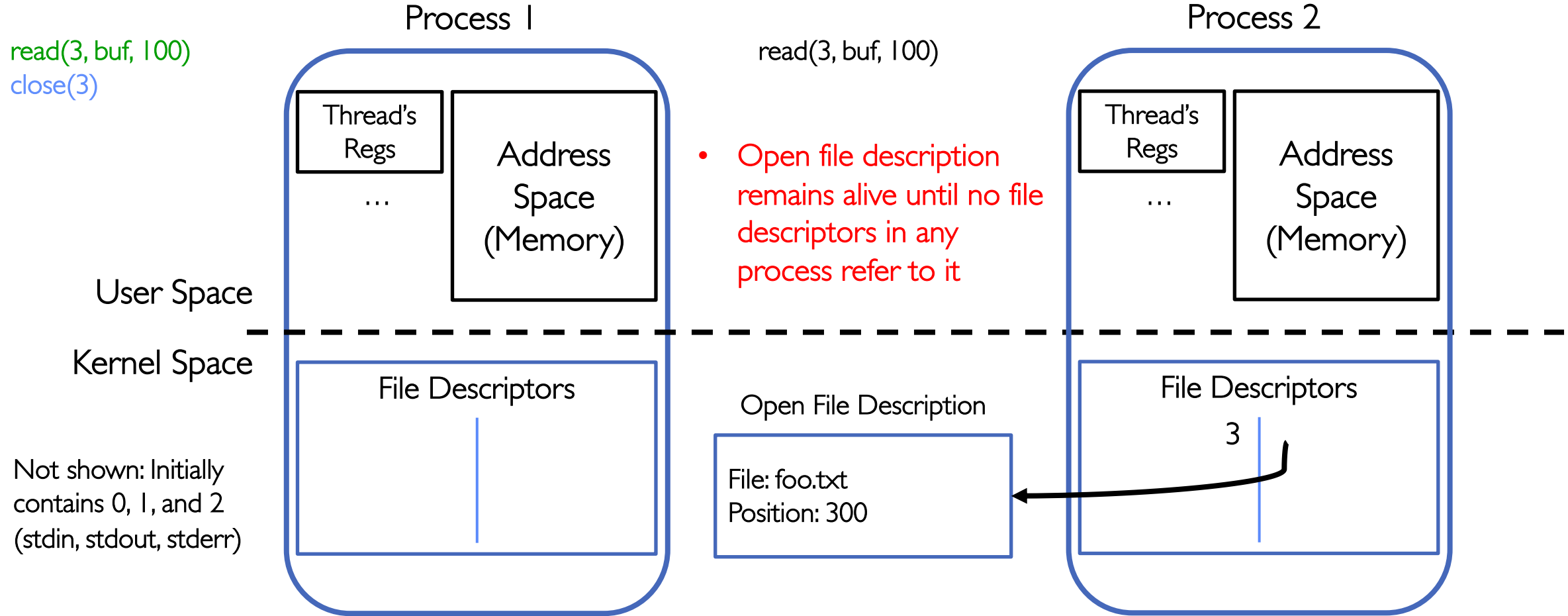
Open File Description is *Aliased*



File Descriptor is Copied



File Descriptor is Copied



Why is Aliasing the Open File Description a Good Idea?

- It allows for *shared resources* between processes

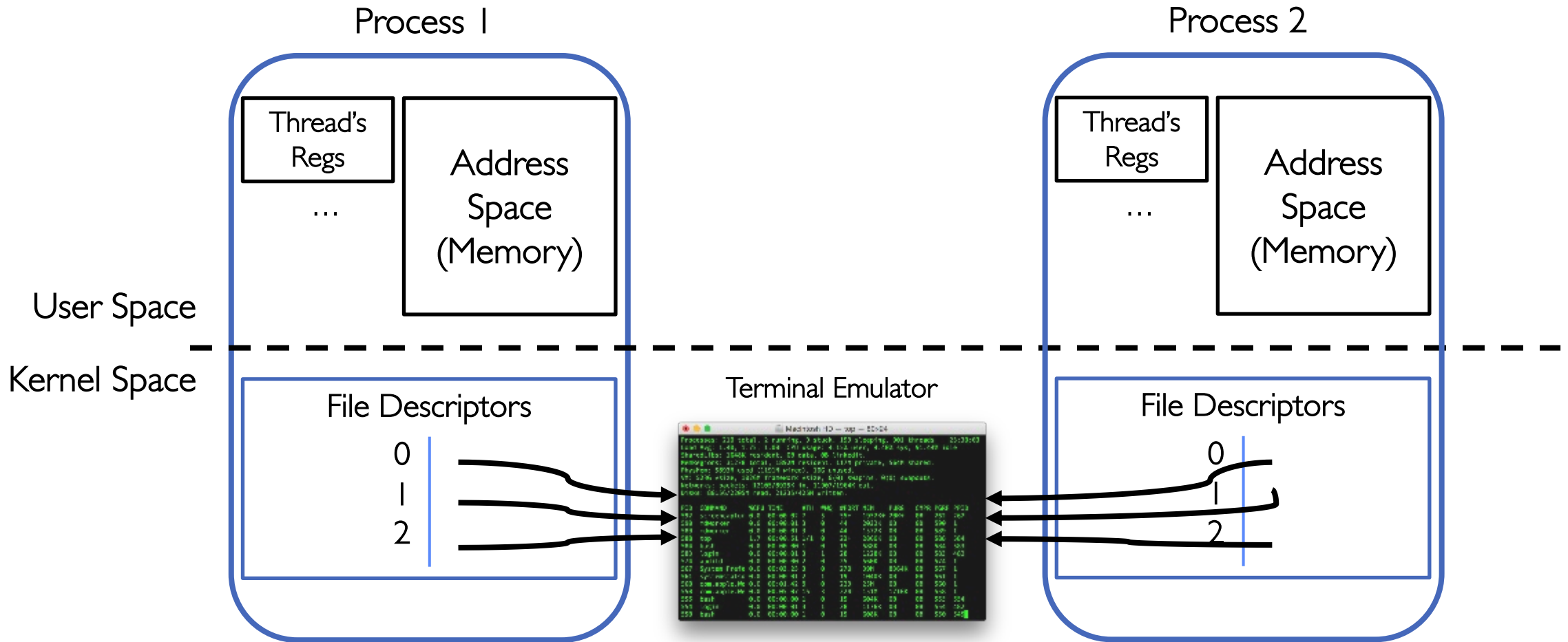
Recall: In POSIX, Everything is a “File”

- Identical interface for:
 - Files on disk
 - Devices (terminals, printers, etc.)
 - Networking (sockets)
 - Local interprocess communication (pipes, sockets)
- Based on the system calls **open()**, **read()**, **write()**, and **close()**

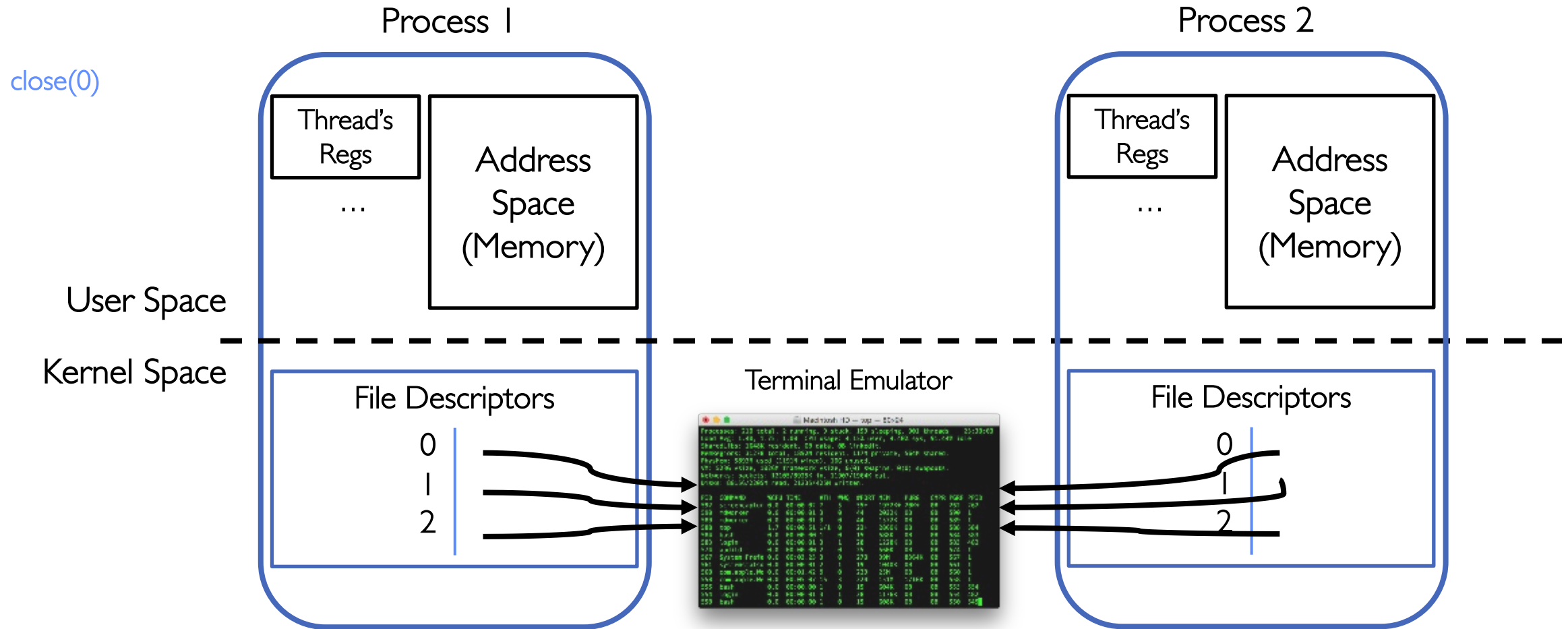
Example: Shared Terminal Emulator

- When you `fork()` a process, the parent's and child's `printf` outputs go to the same terminal

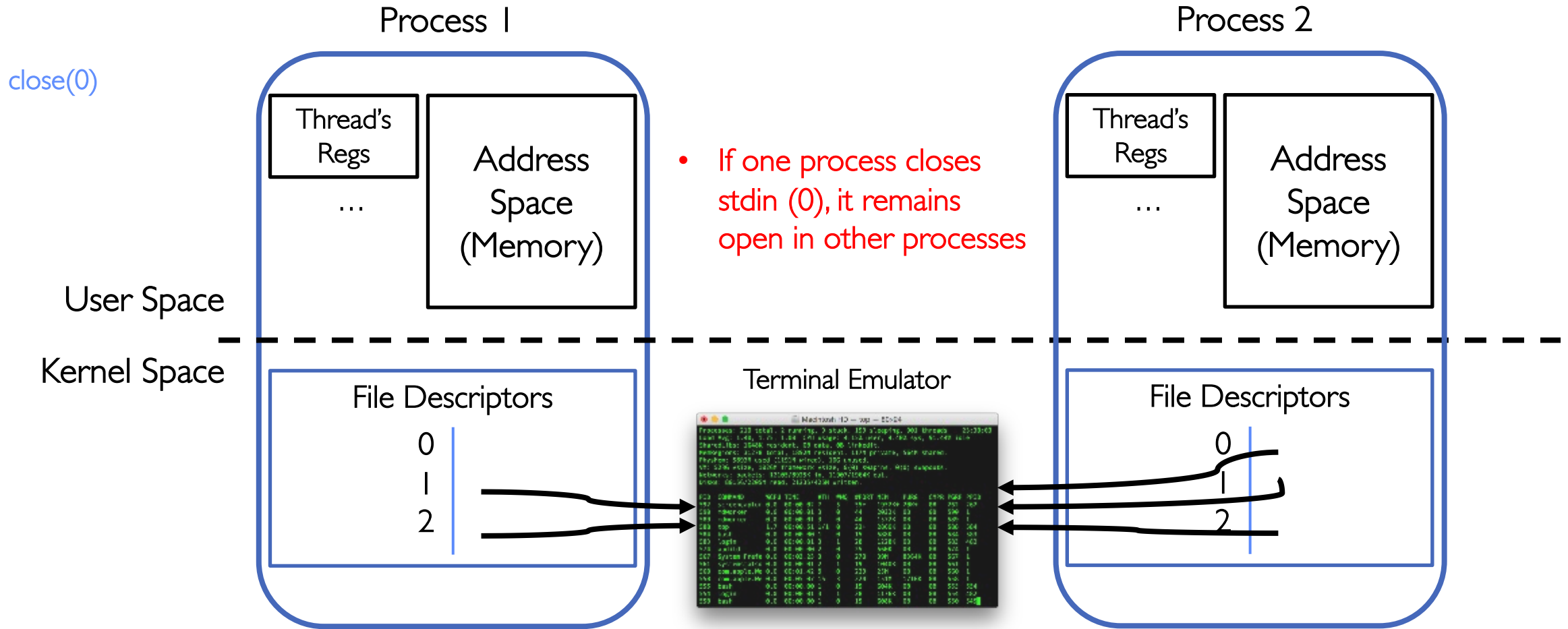
Example: Shared Terminal Emulator



Example: Shared Terminal Emulator



Example: Shared Terminal Emulator



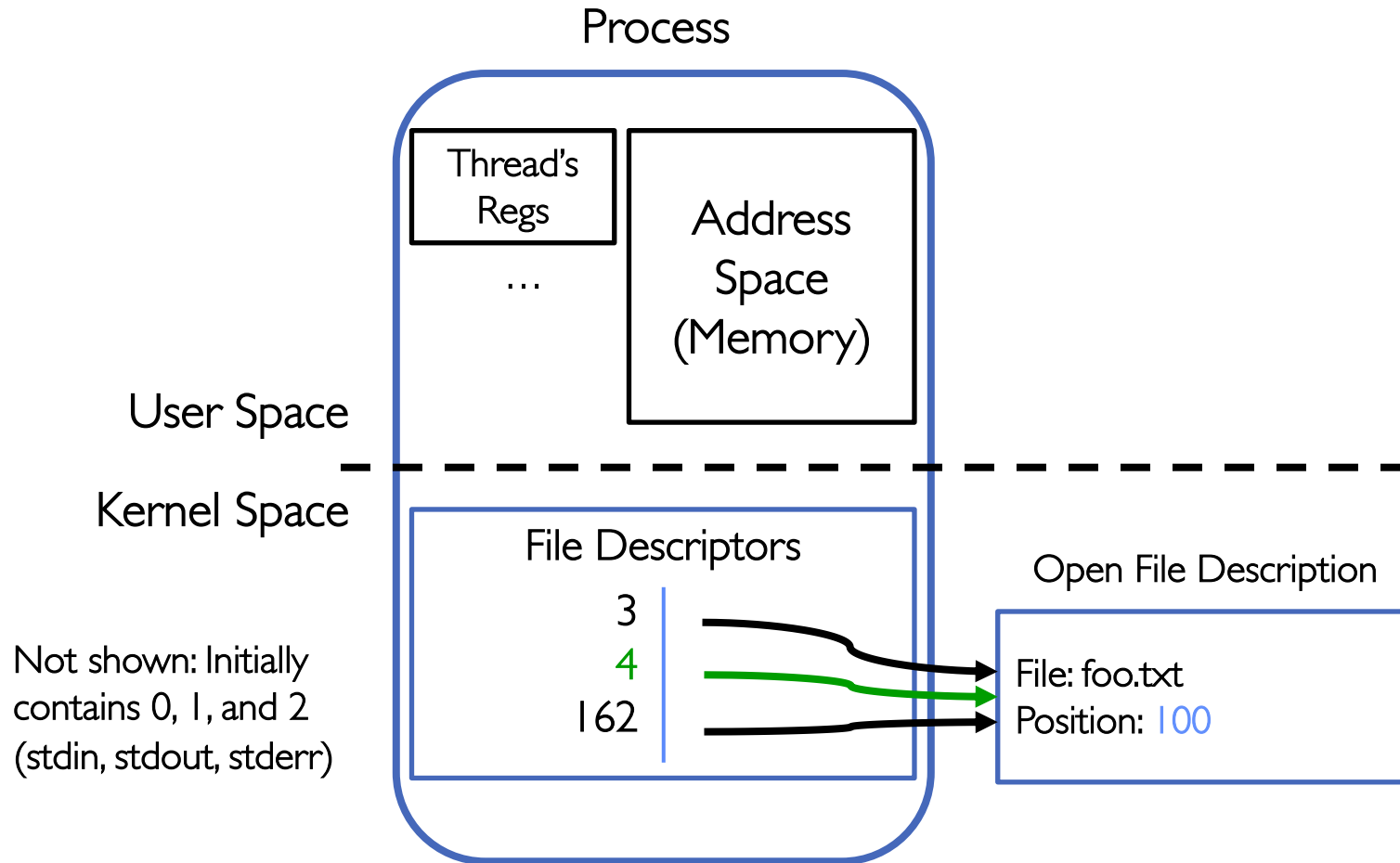
Other Examples

- Shared network connections after `fork()`
 - Allows handling each connection in a separate process
 - We'll explore this next
- Shared access to pipes
 - Useful for interprocess communication
 - And in writing a shell

Other Syscalls: dup and dup2

- They allow you to duplicate the file descriptor
- But the open file description remains aliased

Other Syscalls: dup and dup2



Suppose that we execute
`open("foo.txt")`
and that the result is 3

Next, suppose that we execute
`read(3, buf, 100)`
and that the result is 100

Next, suppose that we execute
`dup(3)`
And that the result is 4

Finally, suppose that we execute
`dup2(3, 162)`

The File Abstraction

- High-Level File I/O: Streams
- Low-Level File I/O: File Descriptors
- *How* and *Why* of High-Level File I/O
- Process State for File Descriptors
- **Some Pitfalls with OS Abstractions**

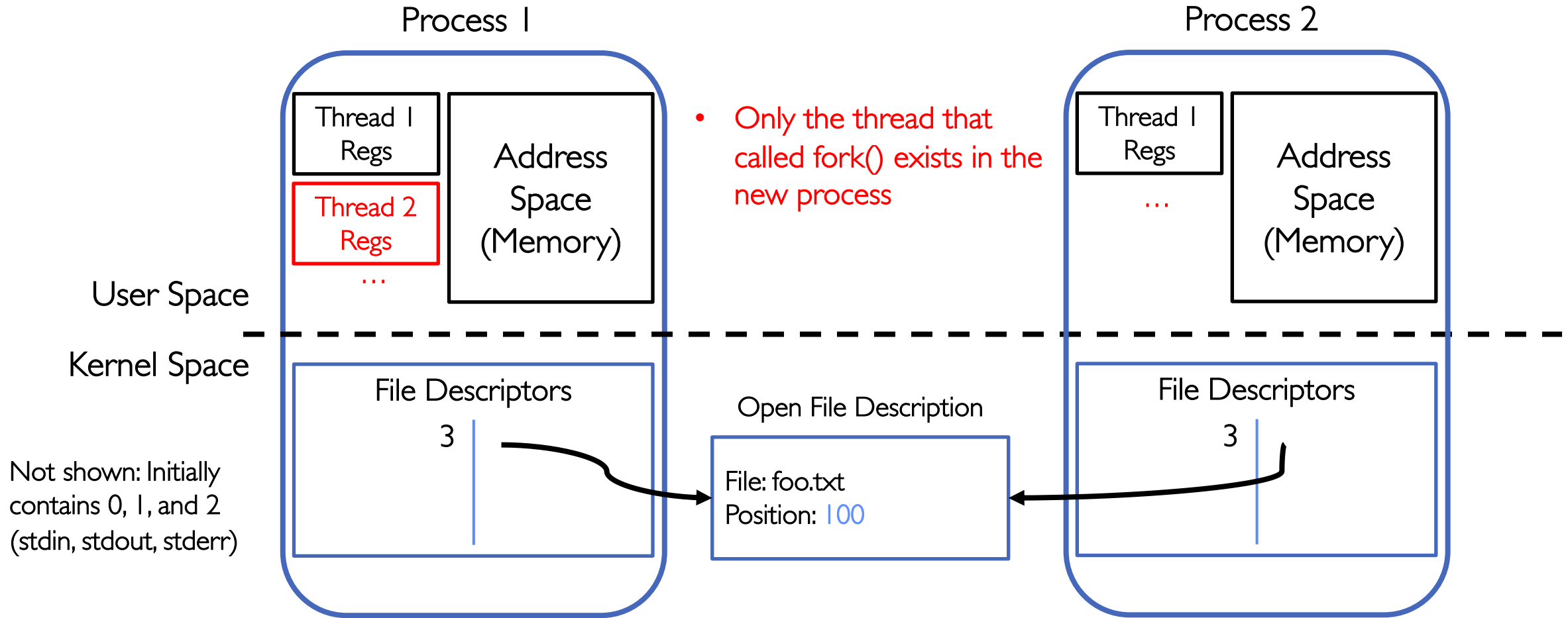
Unless you plan to call `exec()` in the child process

DON'T FORK() IN A PROCESS THAT ALREADY HAS MULTIPLE THREADS

fork() in Multithreaded Processes

- The child process always has just a single thread
 - The thread in which fork() was called
- The other threads just vanish

fork() in a Multithreaded Processes



Possible Problems with Multithreaded `fork()`

- When you call `fork()` in a multithreaded process, the other threads (the ones that didn't call `fork()`) just vanish
 - What if one of these threads was holding a lock?
 - What if one of these threads was in the middle of modifying a data structure?
 - No cleanup happens!
- It's safe if you call `exec()` in the child
 - Replacing the entire address space

DON'T CARELESSLY MIX LOW-LEVEL AND HIGH-LEVEL FILE I/O

Avoid Mixing FILE* and File Descriptors

```
char x[10];  
char y[10];  
FILE* f = fopen("foo.txt", "rb");  
int fd = fileno(f);  
fread(x, 10, 1, f); // read 10 bytes from f  
read(fd, y, 10); // assumes that this returns data starting at offset 10
```

- Which bytes from the file are read into y?
 - A. Bytes 0 to 9
 - B. Bytes 10 to 19
 - C. None of these?
- Answer: C! None of the above.
 - The `fread()` reads a big chunk of file into user-level buffer
 - Might be all of the file!

Conclusion

- POSIX idea: “everything is a file”
- All sorts of I/O managed by open/read/write/close